

# THESIS

Explore the potential to preserve and re-use existing barn structures through minimal architectural interventions.

# APPROACH

My approach is to take a closer look at the pilgrim route that runs from Oslo to Trondheim. By choosing this route I am narrowing my search down to barns that are close enough to the road that they could provide some kind of infrastructure to this tourist route.

During the summer of 2017, I cycled and camped along Pilgrimsleden to find out what type of Barns, nature, tourist attractions and camping sites this route could offer.

This trip resulted in the choice of programme: for a meeting and sleeping place that could be an alternative to the normal cabins and hotels along the route. The barn would work as an open place with accommodation for hikers and cyclists. The programme is developed through a concept of “Minimal luxury” (described later), enabling an exploration of the existing structure and character of the barns without necessitating complete refurbishment and climatic control.



# THREE DIFFERENT BARN



The first barn is a large barn near Hamar with no current active programme, an open structure in good condition with minimal need of refurbishment.

Footprint: 32x9m



Barn located in Koppang. Older barn with thick logs constructed using the “lafte” technique. The structure is slowly decaying, and would need some attention. The barn consists of three smaller rooms with no real flooring.

Footprint: 20x9m



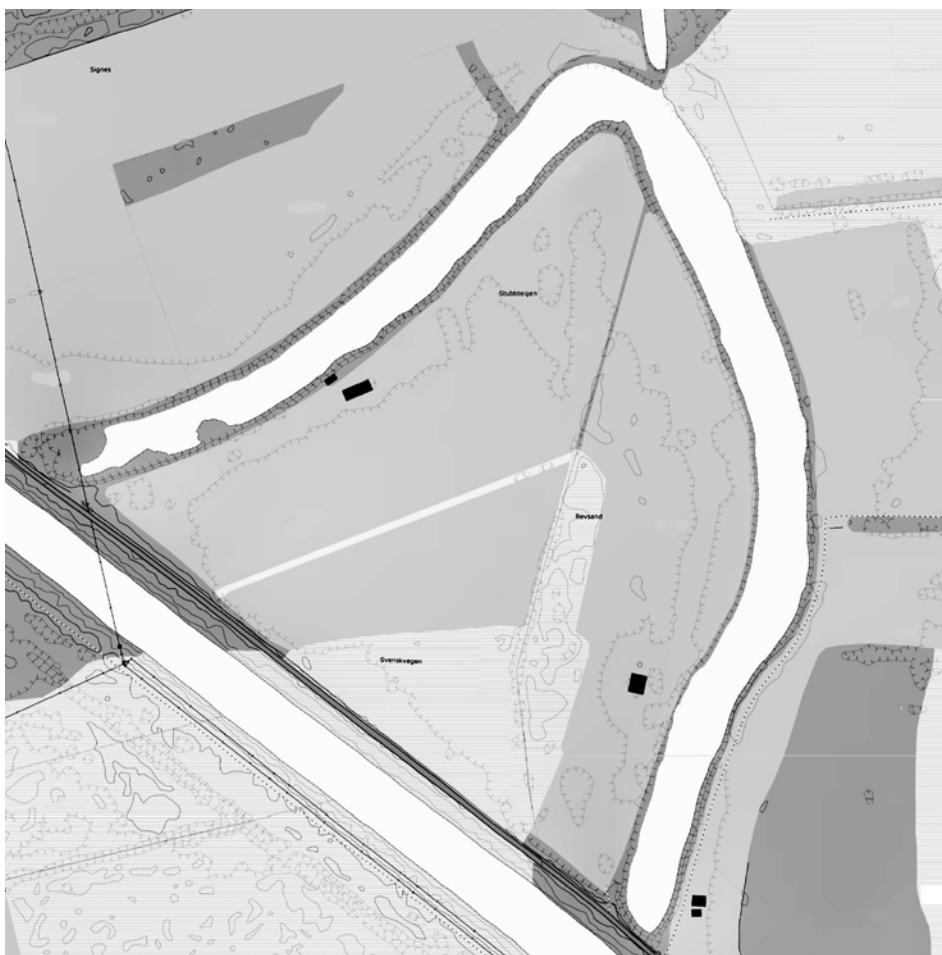
Barn number three is located in the middle of a field in Rendalen. The facade is in good condition with the inner wooden structure still intact. One big open room will need some refurbishment and there is no active programme existing today.

Footprint: 10x8m



The barn in Rendalen, is the barn I have chosen to use as the focus for my diploma investigation.

The site is an oats field surrounded by a river called Unsetåa. With a river near by you have the possibility to sustain the need of water for the visitors. The oats field is in use by the owners of the barn and will make the idea of an “open to all” situation more viable in view of the supervision arising from this existing surrounding activity. The barn is approximately 130m from the pilgrim route and stands out in the middle of the field. The nearest town Bergset is just an 8km walk, with stores open daily if visitors are in need for extra supplies during the trip. If you want to catch your own food there are also several marked fishing spots along road.

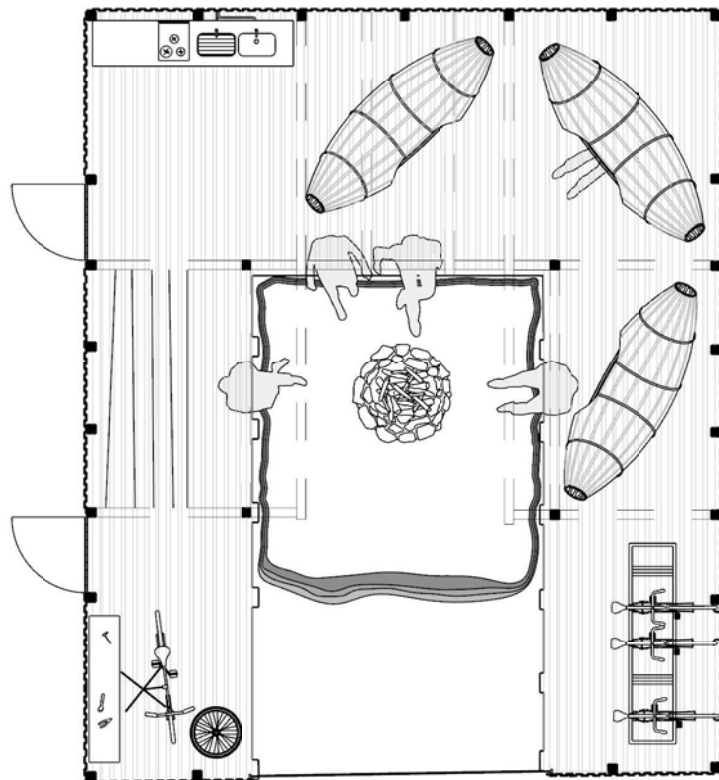


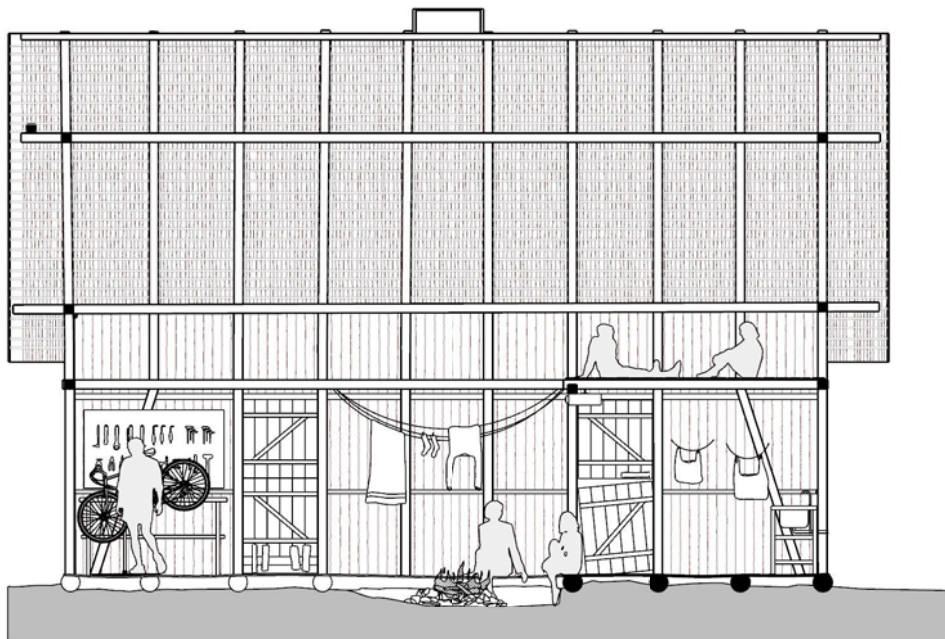

# PROGRAMME

The experience of camping can be one of the best feelings when you are out in the wild, only dependent on what you can bring in your backpack. Life is simple and down to its core elements. It can also be a hard time: wet, cold and dark. You are out there and all you want is a nice, warm place to rest. I have experienced both situations many times and it is what makes a trip exciting.

During trips like these you will have moments with what I call “minimal luxury”. What I mean by this is a moment when you have a good snack, find a good camping spot, take a quick bath in a lake, or when you tuck into a warm sleepingbag. I will use “minimal luxury” to define my programme in this project.

The programme is divided in to different zones. Most noticeable is the dirt floor that continues in to the barn and creates an area where you can enter without a care of making things dirty after a long day outside. The first meters in too the barn is so called the dirty zone, with bike-rack for storage and a repair-stand with a selection of tools. The next area is the heart of the barn, a bonfire located in the middle of the barn structure, the ground here has been lowered so that the visitors can sit down on the floor and gather around the heat for a social experience. Near the fire is also a place for hanging and drying clothes. The last zone is all to the back in the barn, that consists of a minimal kitchen with the possibility to prepare a hot meal and get fresh water. Guest that visit this barn has the possibility to spend a night in a special designed sleeping pod that create half climated and private space.

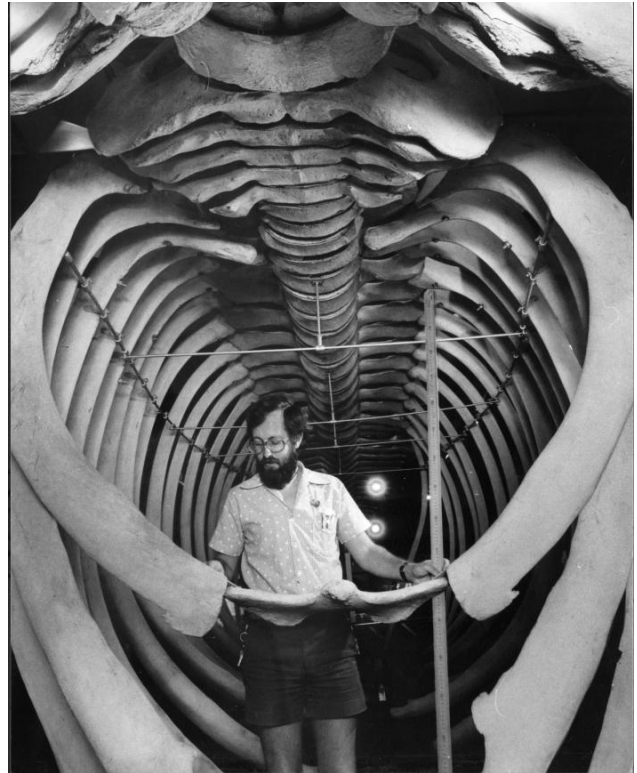






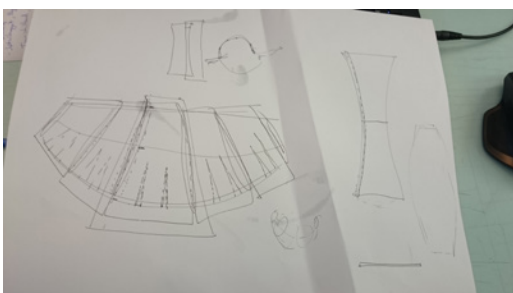

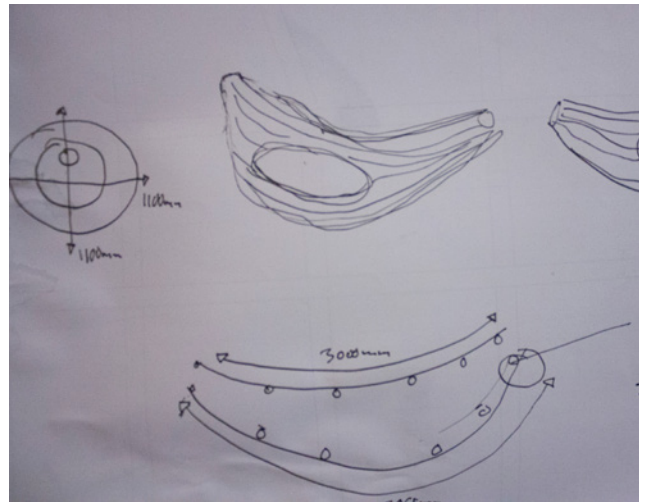
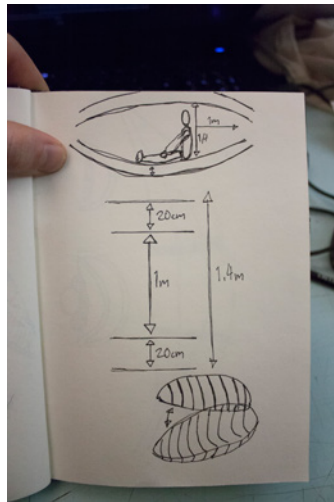



# RESEARCH AND IDEA DEVELOPMENT

I early on started focusing on the sleeping situation, and looked into organic shapes and light weight structures. I studied boat building and furniture making and tried out concepts in smaller models. Through talking to people with specified skills such as laminating, steam bending and woodworkers I started to develop my own idea.



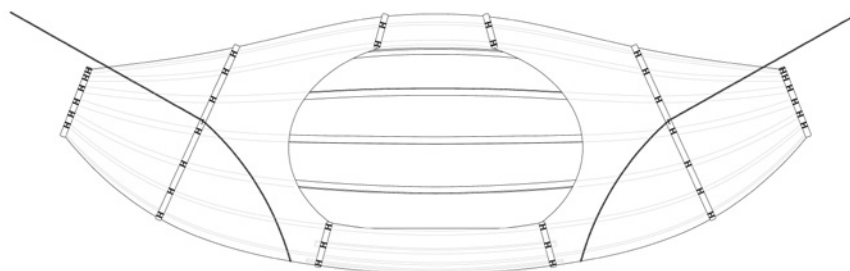
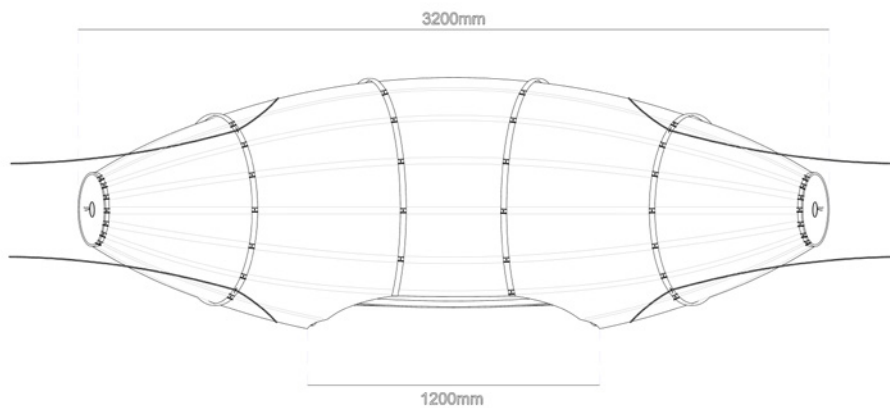
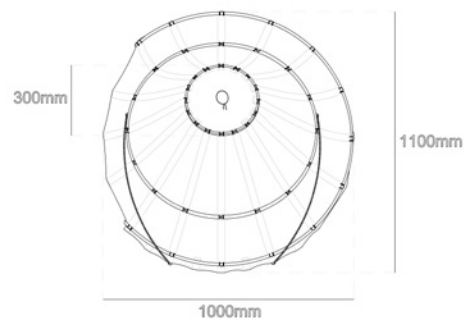
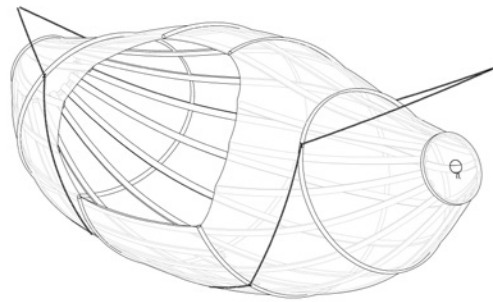







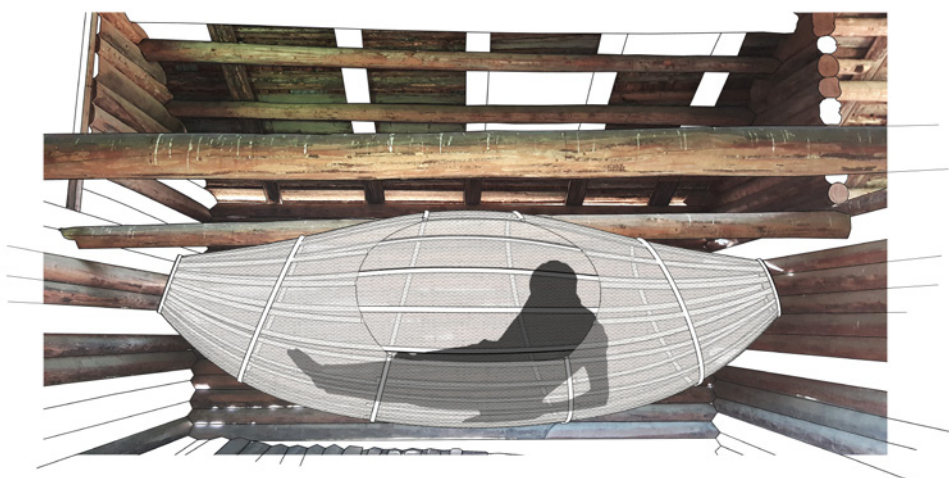

# POD

A hanging sleeping pod became the last product of my design. Its intention is to make any old structure inhabitable by hanging this pod in the space. Its an object you can put up inside and outside that will provide shelter for a night. The size of the pod makes it comfortable to move around and can be used in a seated situation as well. I look at it as a more permanent installation then a hammock or a tent that you could use as a bypassing traveler.











Nicolai Fntain

Verksmester, modell- og prototypeverkstedet

Idea development  
Woodbending tecnuiqs  
References



Geir Jarle Jensen

Mester verksted

Material choices  
Glue laminating technique



Roald Jenssen

Avdelingsleder verksted

Choises of tools and practical use  
Logistics  
Approch to design



Halvor Hjort Guttu

Mester verksted

Detailing  
Approch to design